

# Neutrino Oscillations with MINOS




Jeff Hartnell

University of Sussex  
for the MINOS collaboration



# Introduction

- MINOS physics goals
- NuMI neutrino beam
- MINOS detectors
- Results:
  - Muon neutrino disappearance
  - Muon anti-neutrino analysis (new!)
  - Electron neutrino appearance
- Future plans



# The MINOS Collaboration

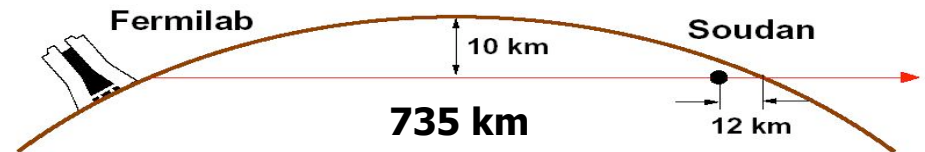


28 institutions  
140 scientists

Argonne • Athens • Benedictine • Brookhaven • Caltech • Cambridge • Campinas • Fermilab  
Harvard • Holy Cross • IIT • Indiana • Minnesota-Twin Cities • Minnesota-Duluth • Otterbein  
Oxford • Pittsburgh • Rutherford • Sao Paulo • South Carolina • Stanford • Sussex • Texas A&M  
Texas-Austin • Tufts • UCL • Warsaw • William & Mary

# MINOS Overview

- Main Injector Neutrino Oscillation Search
- Neutrinos at the Main Injector (NuMI) beam at Fermilab
- Two detectors:
  - Near detector at Fermilab
    - measure beam composition
    - energy spectrum
  - Far detector in Minnesota
    - search for and study oscillations

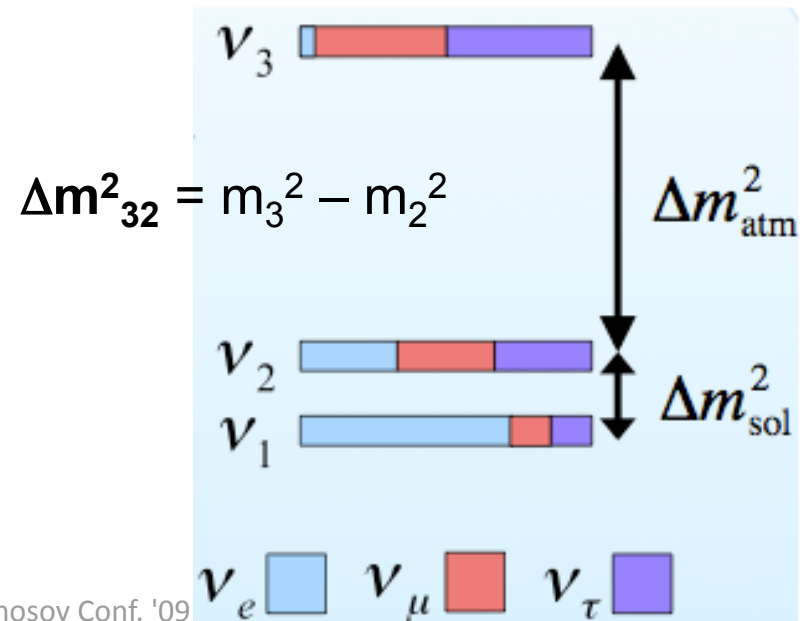


# MINOS Physics Goals

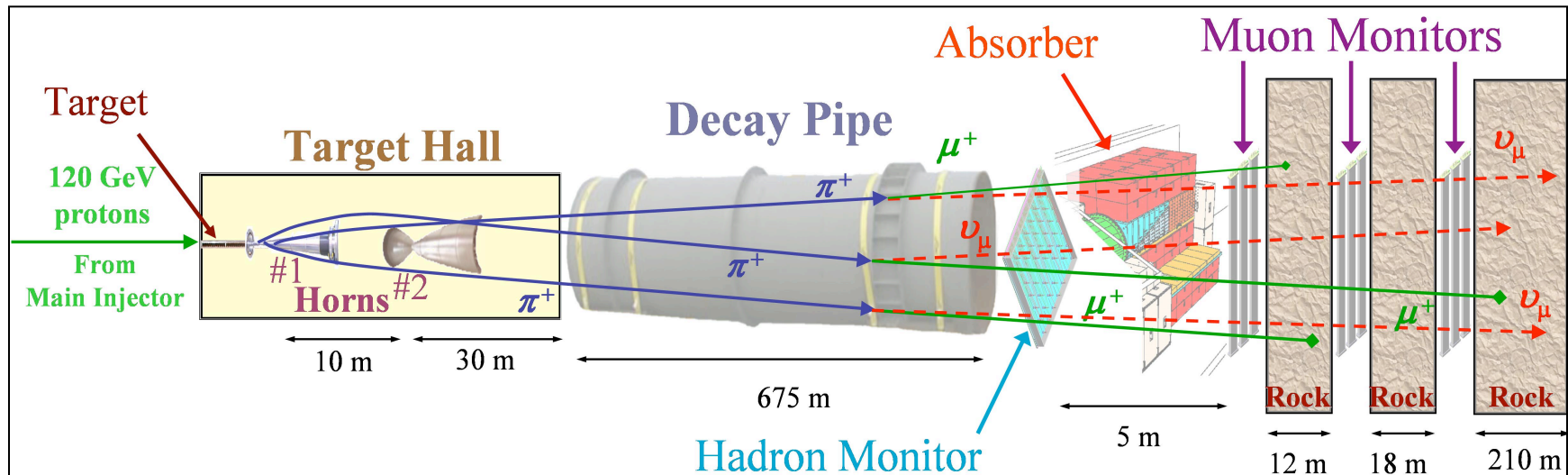
- Test the  $\nu_\mu \rightarrow \nu_x$  oscillation hypothesis
  - Measure precisely  $|\Delta m_{32}^2|$  and  $\sin^2(2\theta_{23})$
  - Compare  $\bar{\nu}_\mu, \nu_\mu$  oscillations
- Search for sub-dominant  $\nu_\mu \rightarrow \nu_e$  oscillations
  - sensitive to  $\theta_{13}$
- Other MINOS physics:
  - Search for sterile neutrinos, CPT/Lorentz violation
  - Studies of cosmic rays and atmospheric neutrinos
  - Neutrino interaction studies in the Near detector

$$\begin{pmatrix} \nu_e \\ \nu_\mu \\ \nu_\tau \end{pmatrix} = \begin{pmatrix} U_{e1} & U_{e2} & U_{e3} \\ U_{\mu1} & U_{\mu2} & U_{\mu3} \\ U_{\tau1} & U_{\tau2} & U_{\tau3} \end{pmatrix} \begin{pmatrix} \nu_1 \\ \nu_2 \\ \nu_3 \end{pmatrix}$$

$\nu_e$  appearance  $\downarrow$  (pointing to  $U_{e3}$ )  
 $\nu_\mu$  disappearance  $\uparrow$  (pointing to  $U_{\mu3}$ )



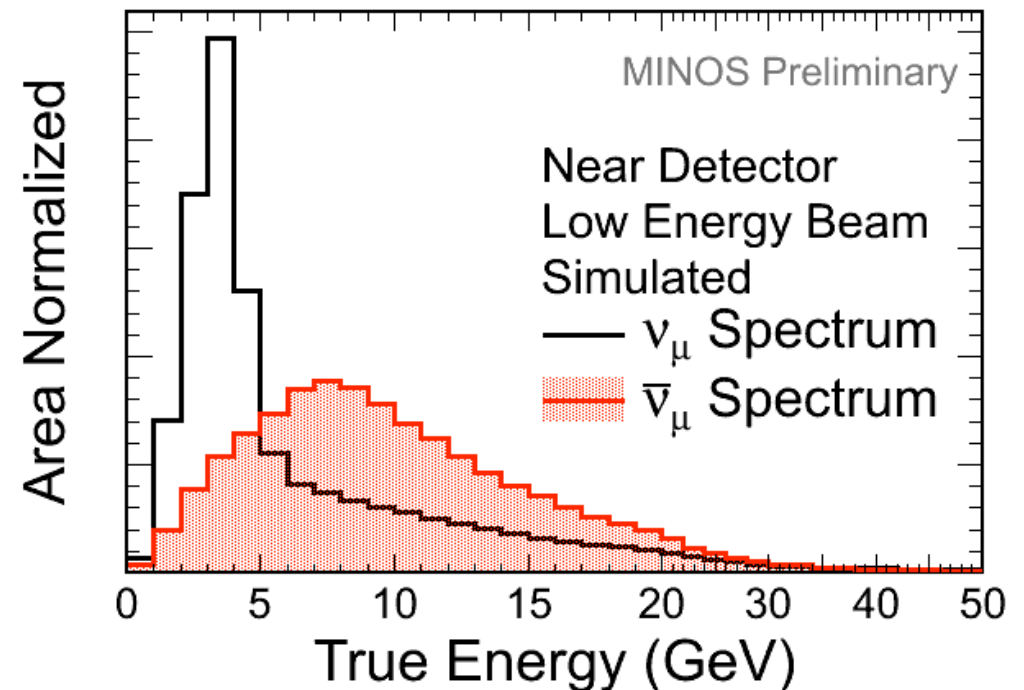
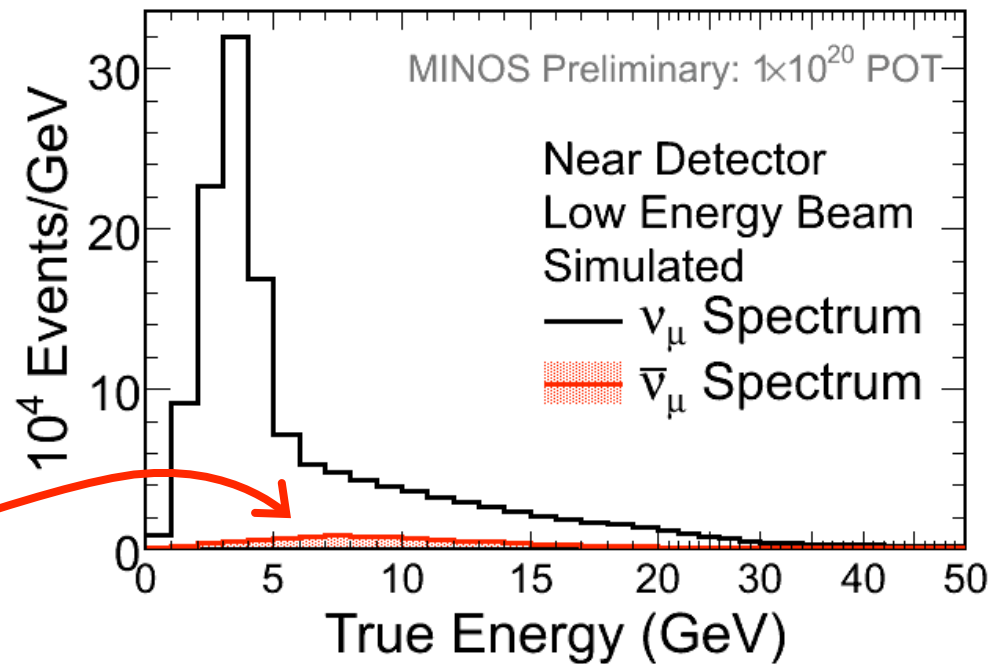
# Neutrino Beam (NuMI)




- 120 GeV protons strike target
- 10  $\mu$ s long pulse of  $3 \times 10^{13}$  protons every 2.2 seconds (275 kW)
- Two magnetic horns focus secondary  $\pi/K$ 
  - decay of  $\pi/K$  produce neutrinos
- Variable neutrino beam energy

# Beam Flavour Composition


- The charged current interactions in the Near detector comprise of:
  - 91.7%  $\nu_\mu$
  - 7.0%  $\bar{\nu}_\mu$
  - 1.3%  $\nu_e$  and  $\bar{\nu}_e$
- Significant difference in the energy spectrum:
  - $\nu_\mu$  peak at 3 GeV
  - $\bar{\nu}_\mu$  peak at 8 GeV



Near Detector



Far Detector

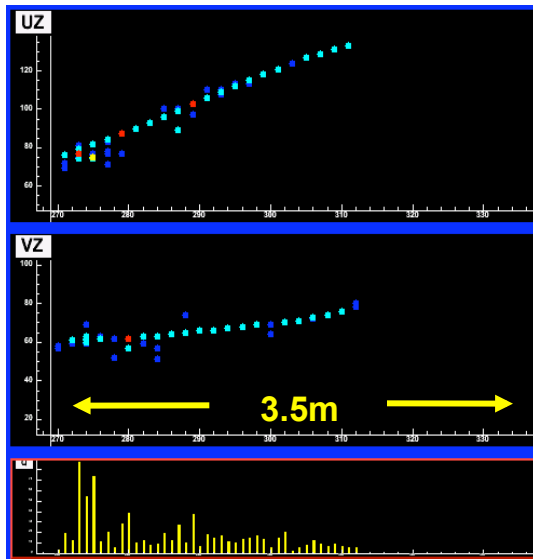
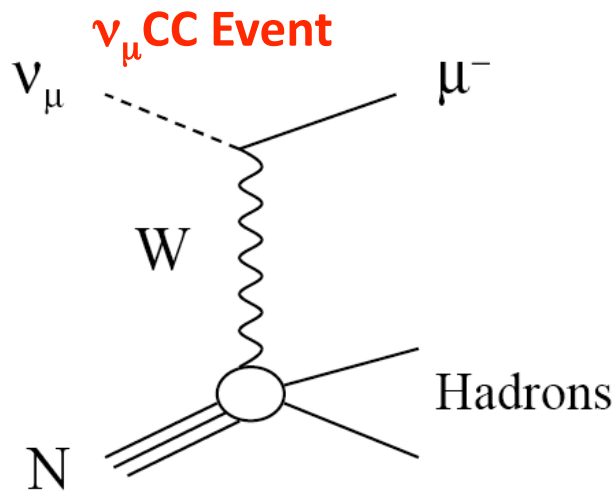


# MINOS Detectors

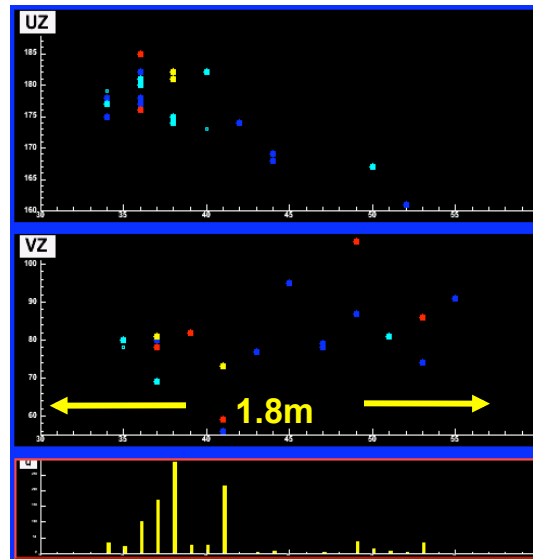
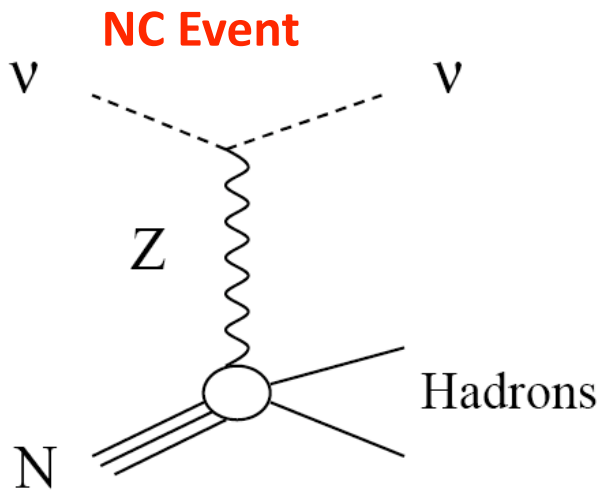
- Massive
  - 1 kt Near detector
  - 5.4 kt Far detector
- Similar as possible
  - steel planes
    - 2.5 cm thick
  - scintillator strips
    - 1 cm thick
    - 4.1 cm wide
  - Wavelength shifting fibre optic readout
  - Multi-anode PMTs
  - Magnetised ( $\sim 1.3$  T)



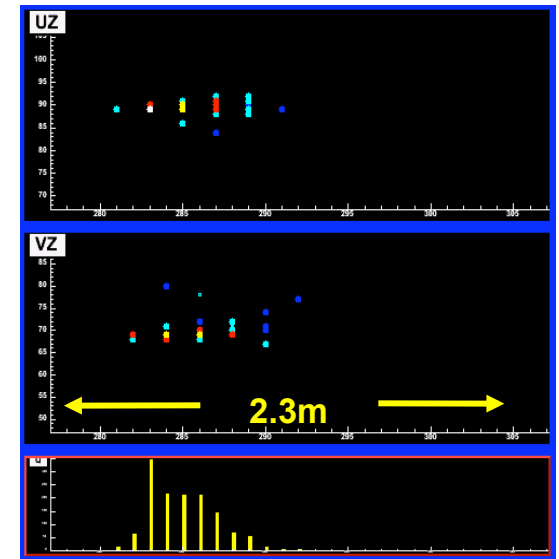
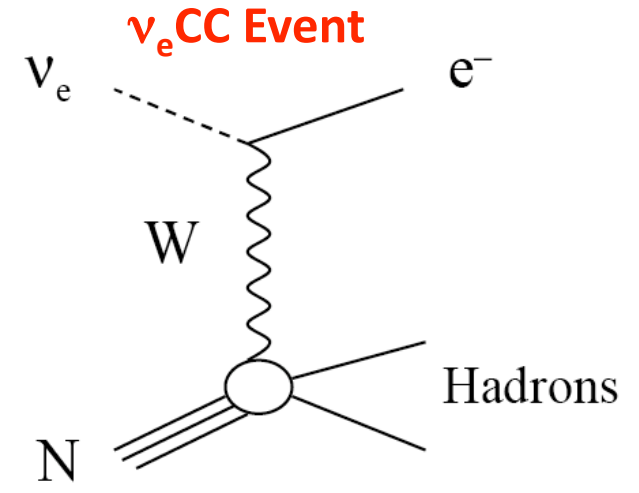
# MINOS Event Topologies (MC)



**long  $\mu$  track+ hadronic activity at vertex**



**short event, often diffuse**

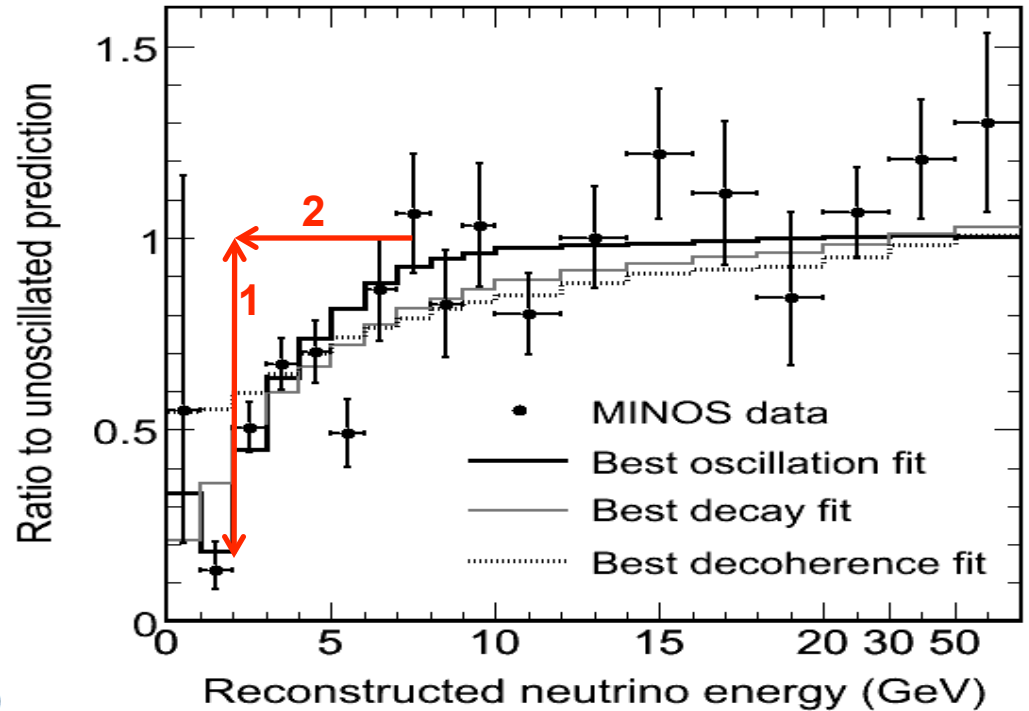
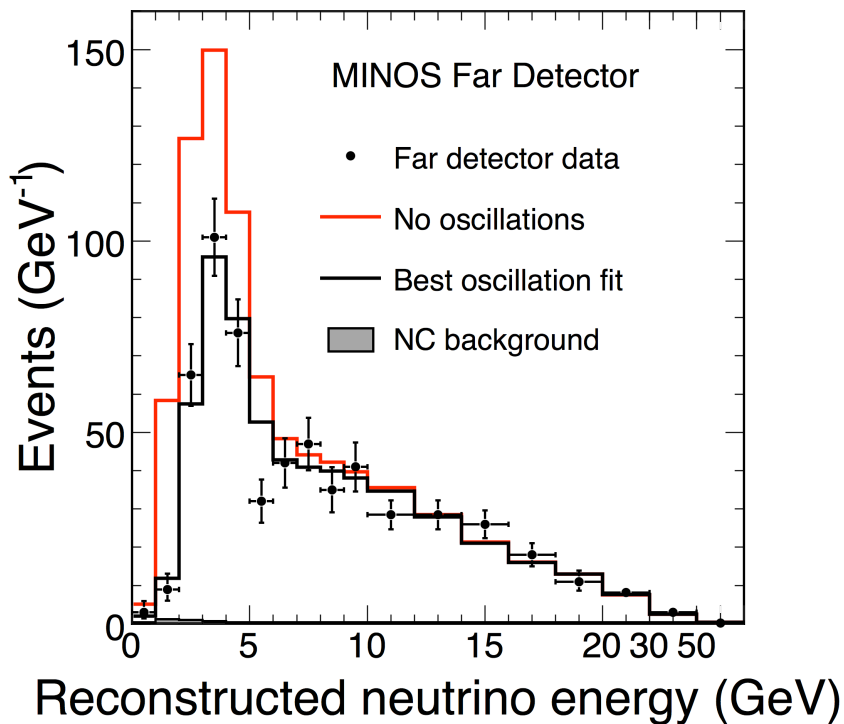


**short, with typical EM shower profile**

# Muon Neutrino Disappearance Analysis

# Experimental Approach

- **Two detector experiment** to reduce systematic errors:
  - Flux, cross-section and detector uncertainties minimised
  - Measure unoscillated  $\nu_\mu$  spectrum at Near detector
    - extrapolate using MC
  - Compare to measured spectrum at Far detector



$$P(\nu_\mu \rightarrow \nu_\mu) = 1 - \underbrace{\sin^2 2\theta}_1 \sin^2 \left( 1.267 \underbrace{\Delta m^2}_2 L / E \right)$$

# Allowed Region

- Energy spectrum fit with the oscillation hypothesis:

$$P(\nu_\mu \rightarrow \nu_\tau) = \sin^2(2\theta) \sin^2\left(\frac{1.27\Delta m^2 L}{E}\right)$$

- Results:

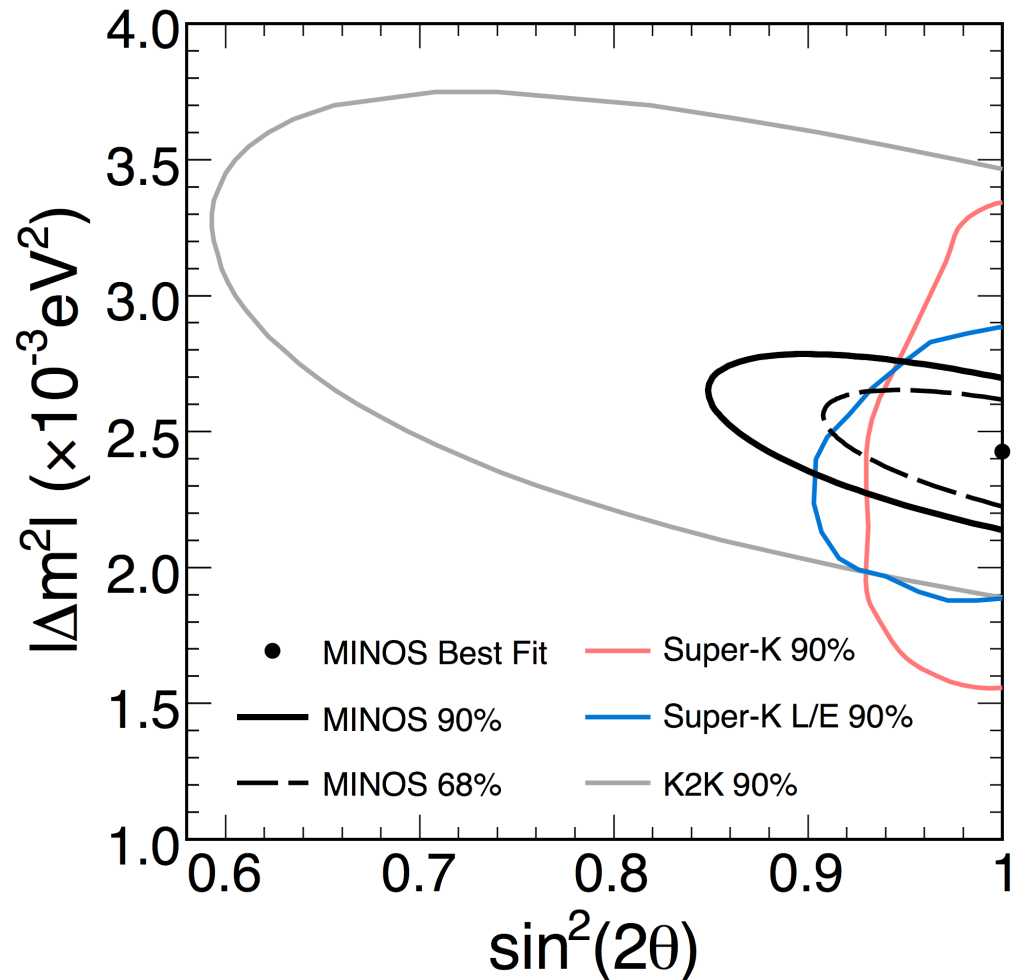
$$|\Delta m^2_{32}| = (2.43 \pm 0.13) \times 10^{-3} \text{ eV}^2$$

at 68% C.L.

$$\sin^2(2\theta_{23}) > 0.90$$

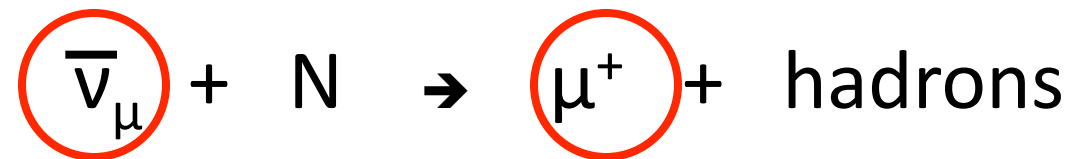
at 90% C.L.

PRL **101** 131802 (2008)



**Most precise measurement of  $|\Delta m^2_{32}|$  performed to date**

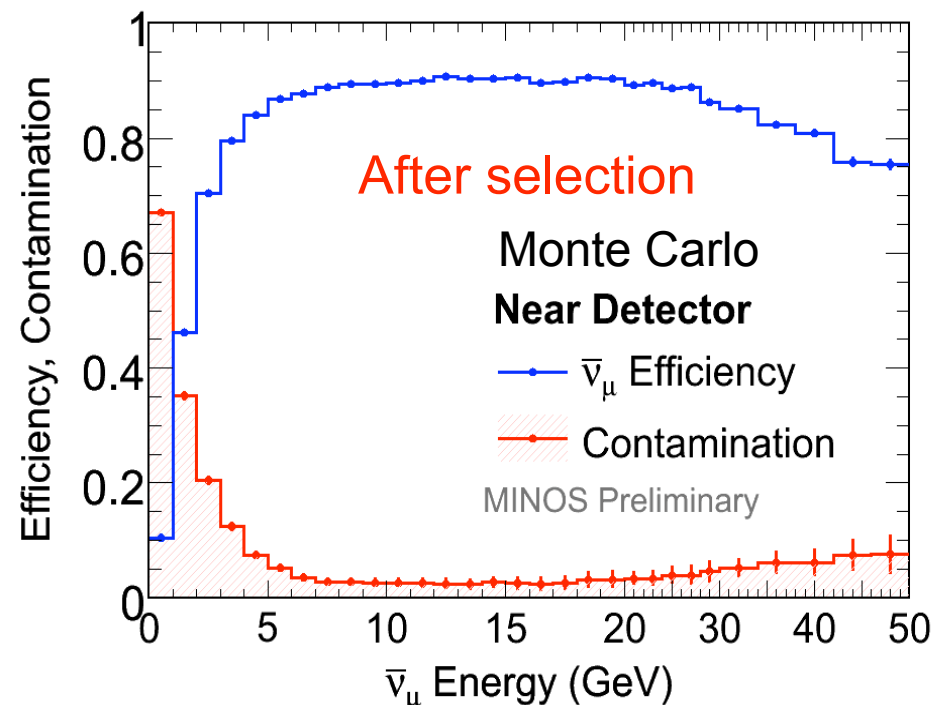
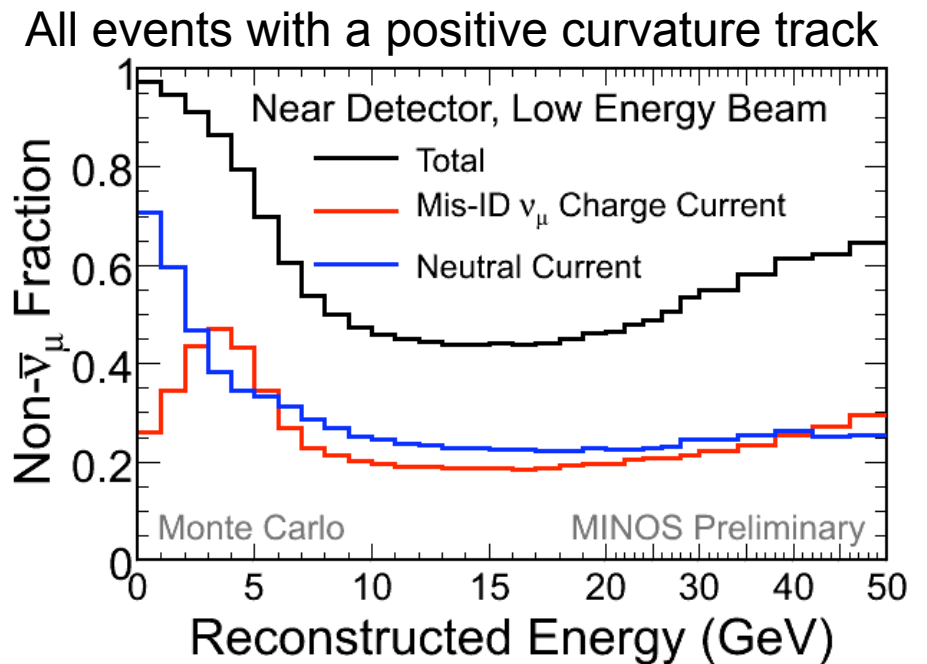
# What about the Muon **Anti-**Neutrinos...



(NEW: Preliminary results released in May '09)

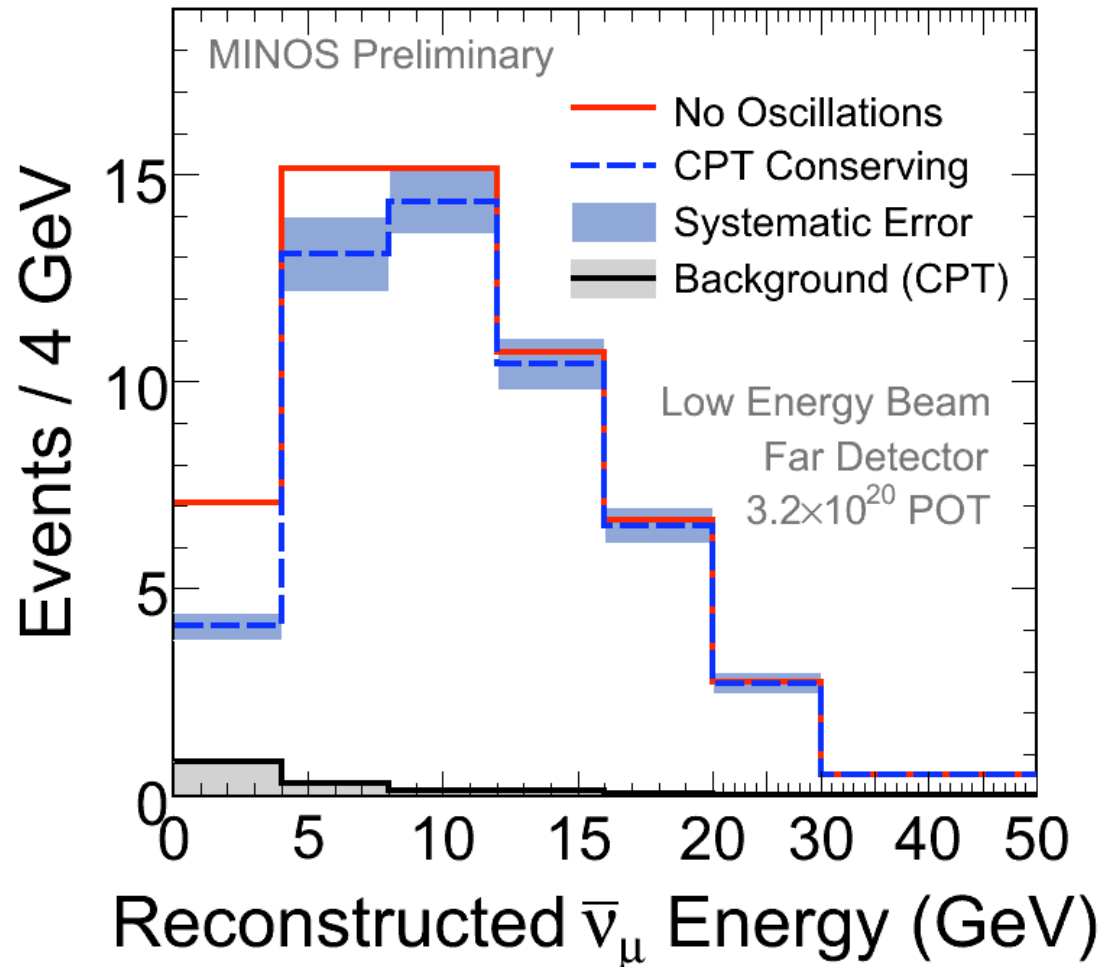
# Selecting $\bar{\nu}_\mu$

- $\bar{\nu}_\mu$  CC events are 7% of beam
- Searching for  $\bar{\nu}_\mu$  CC amongst a large sample of other events:
  - Mis-identified  $\nu_\mu$  CC where  $\mu$  charge sign is wrong
  - Neutral Current (NC) events where another particle fakes a  $\mu^+$  track
- NC events with a track are  $\sim 50:50$ , positive:negative charge sign
- Cut on additional variables to achieve:
  - Efficiency of 87%
  - Contamination of 5%



# Predicted Far Detector Spectrum

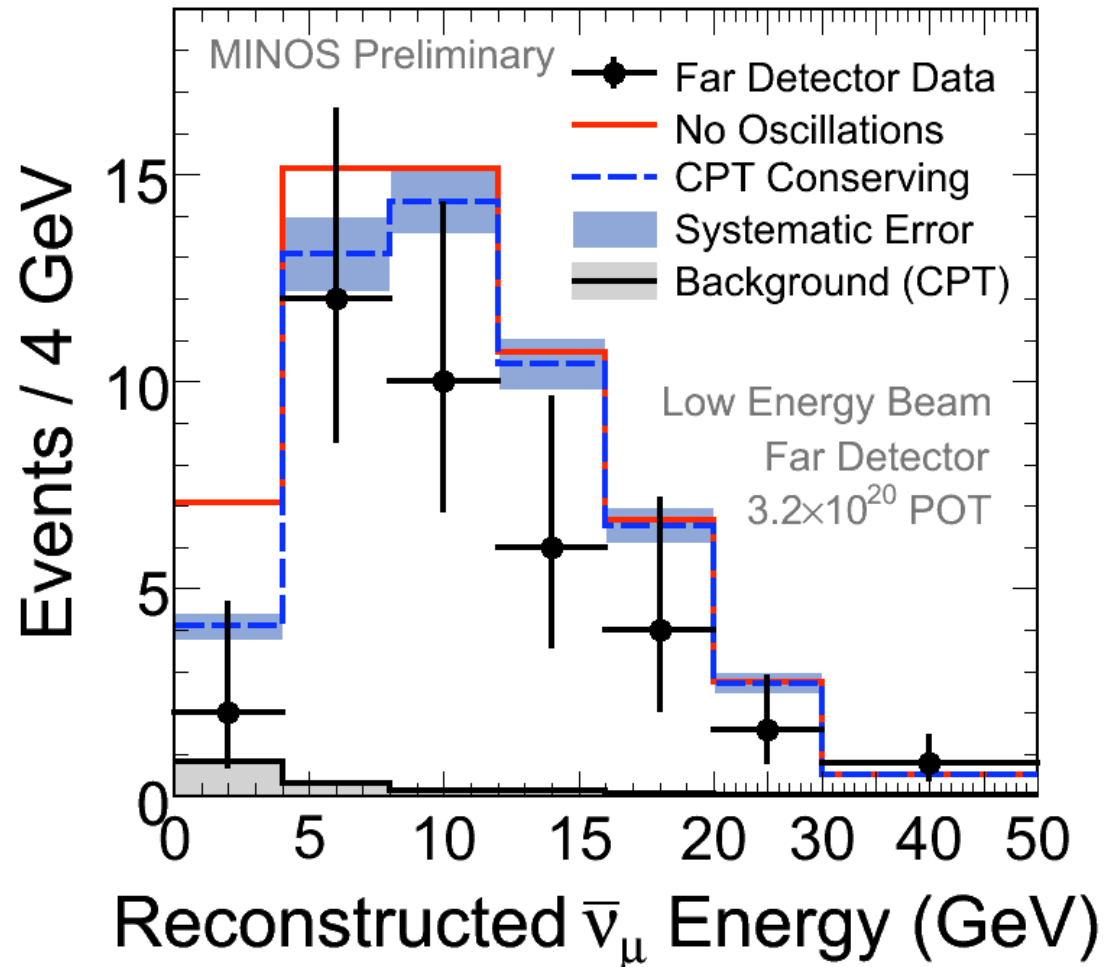
(follow an analogous procedure as for the muon neutrinos)



- Predicted events with CPT conserving oscillations:
  - $58.3 \pm 7.6$  (stat.)  $\pm 3.6$  (syst.)
- Predicted events with null oscillations:
  - $64.6 \pm 8.0$  (stat.)  $\pm 3.9$  (syst.)

# Far Detector Spectrum

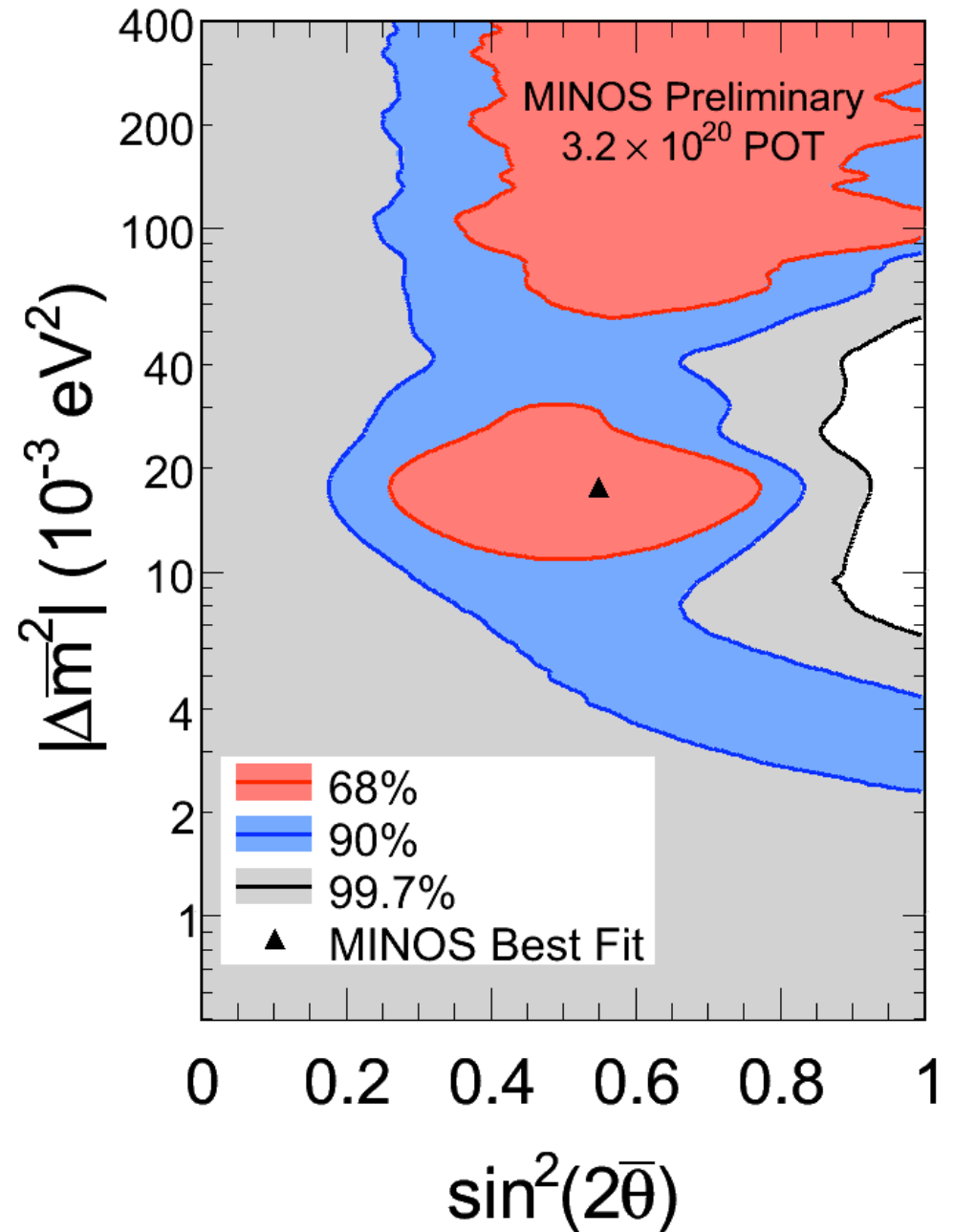
- Observe **42 events** in the Far detector
- **First direct observation of  $\bar{\nu}_\mu$  in an accelerator long-baseline experiment**
- Predicted events with CPT conserving oscillations:
  - $58.3 \pm 7.6$  (stat.)  $\pm 3.6$  (syst.)
- Predicted events with null oscillations:
  - $64.6 \pm 8.0$  (stat.)  $\pm 3.9$  (syst.)





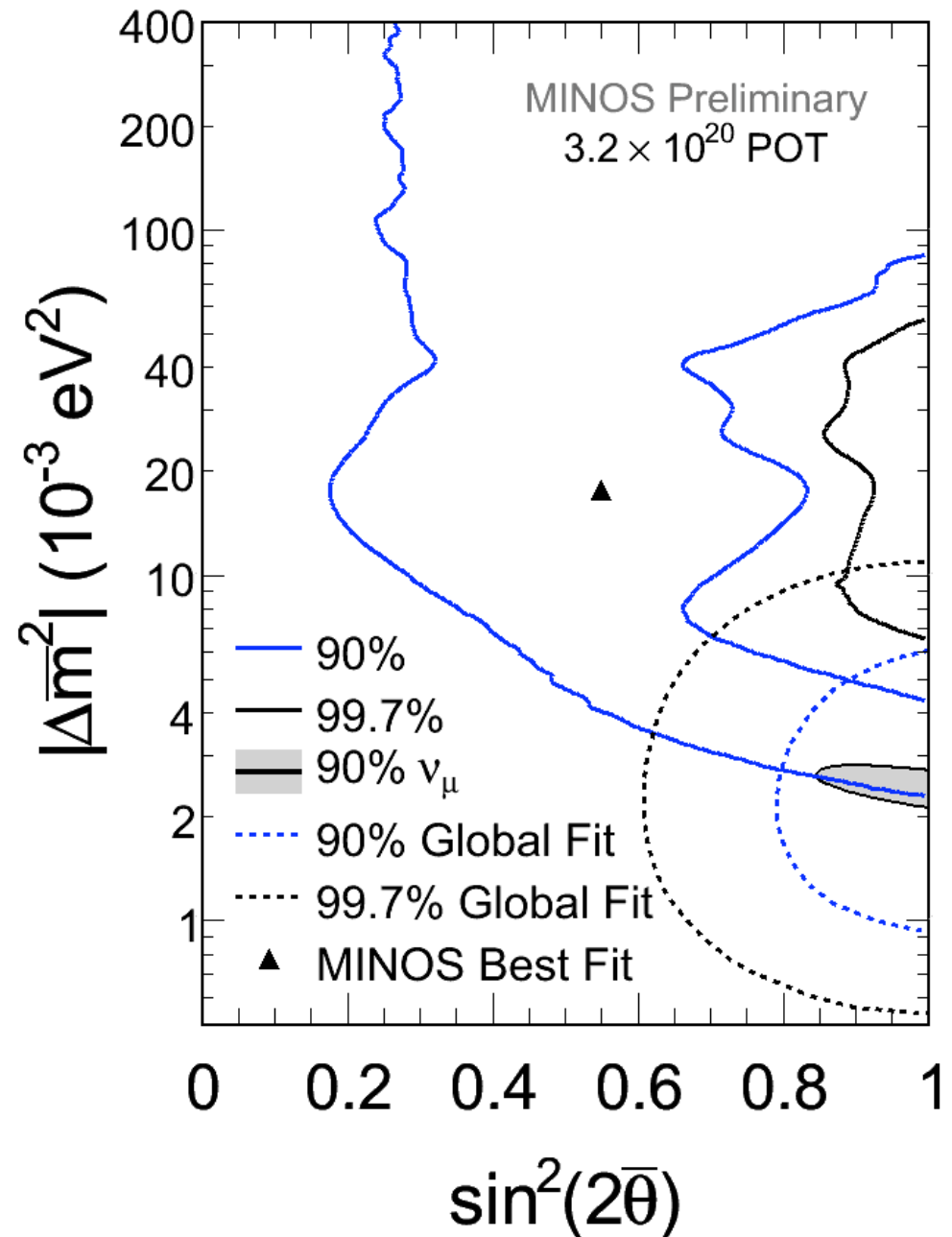
# Allowed Region

- Null oscillation hypothesis excluded at 99%
- CPT conserving point from the MINOS neutrino analysis is within 90% contour
- $\bar{\nu}_\mu$  best fit is at high value, due to deficit at high energy
- **At maximal mixing exclude:**
  - $(5.0 < \Delta\bar{m}^2 < 81) \times 10^{-3} \text{ eV}^2$  (90% C.L.)



# Allowed Region

- Null oscillation hypothesis excluded at 99%
- CPT conserving point from the MINOS neutrino analysis is within 90% contour
- $\bar{\nu}_\mu$  best fit is at high value, due to deficit at high energy
- **At maximal mixing exclude:**
  - $(5.0 < \Delta\bar{m}^2 < 81) \times 10^{-3} \text{ eV}^2$  (90% C.L.)
- Dashed lines show global fit to previous data, Super-Kamiokande dominates (SK-I and SK-II)
  - M. C. Gonzalez-Garcia & Michele Maltoni, Phys. Rept. 460 (2008)



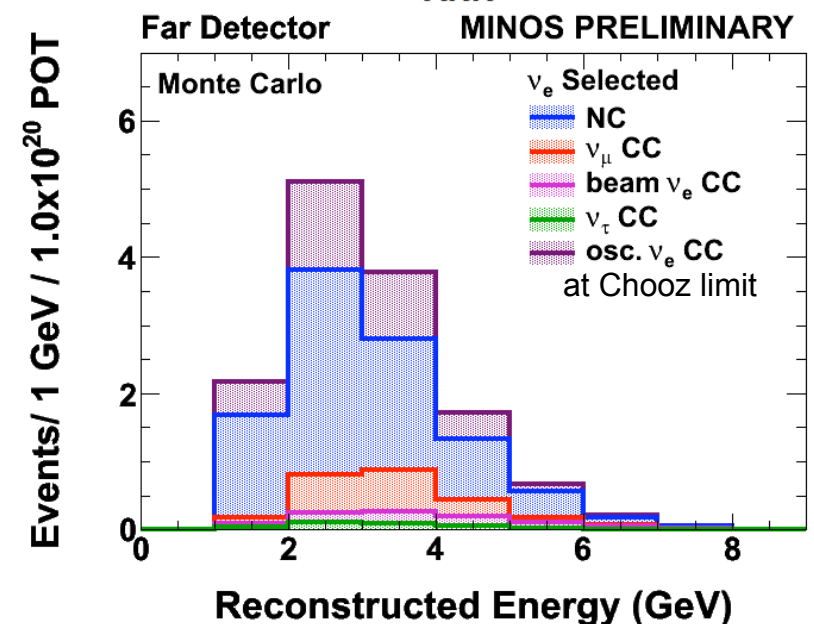
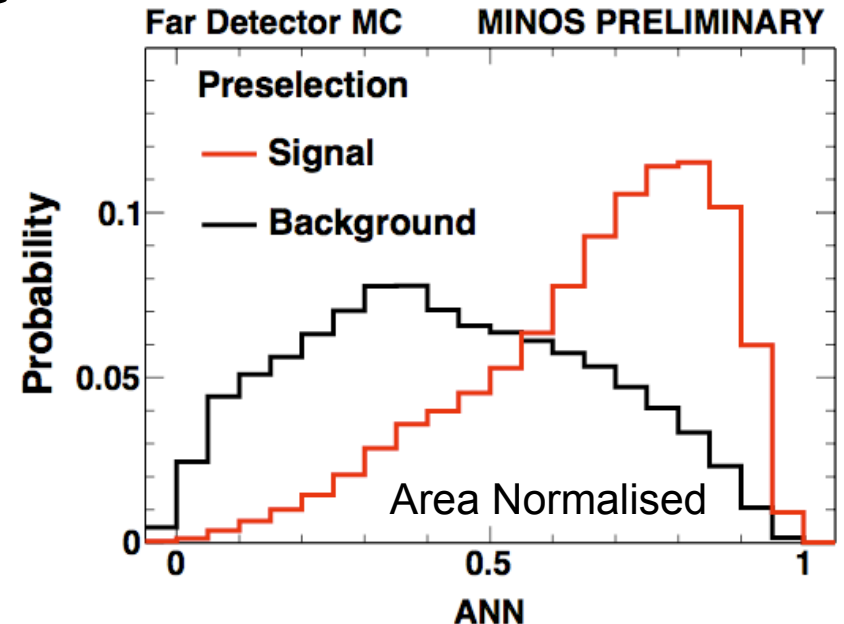
# Electron Neutrino Appearance Analysis

# $\nu_\mu \rightarrow \nu_e$ Oscillation Search Overview

- Sub-dominant neutrino oscillations
  - Look for  $\nu_e$  appearance at Far detector
    - $P(\nu_\mu \rightarrow \nu_e) \approx \sin^2\theta_{23} \sin^22\theta_{13} \sin^2(1.27\Delta m_{31}^2 L/E)$ 
      - also CPv and matter effects: not shown here but included in fit
    - Electron neutrino events only 2% of total (at Chooz limit)
- Select events w/ compact shower, typical EM profile
  - MINOS optimised for  $\nu_\mu$
  - $\nu_e$  signal selection is harder
    - Steel thickness 2.5 cm = 1.4  $X_0$
    - Strip width 4.1cm ~ Molière radius (3.7cm)
- Use the Near detector to determine the background

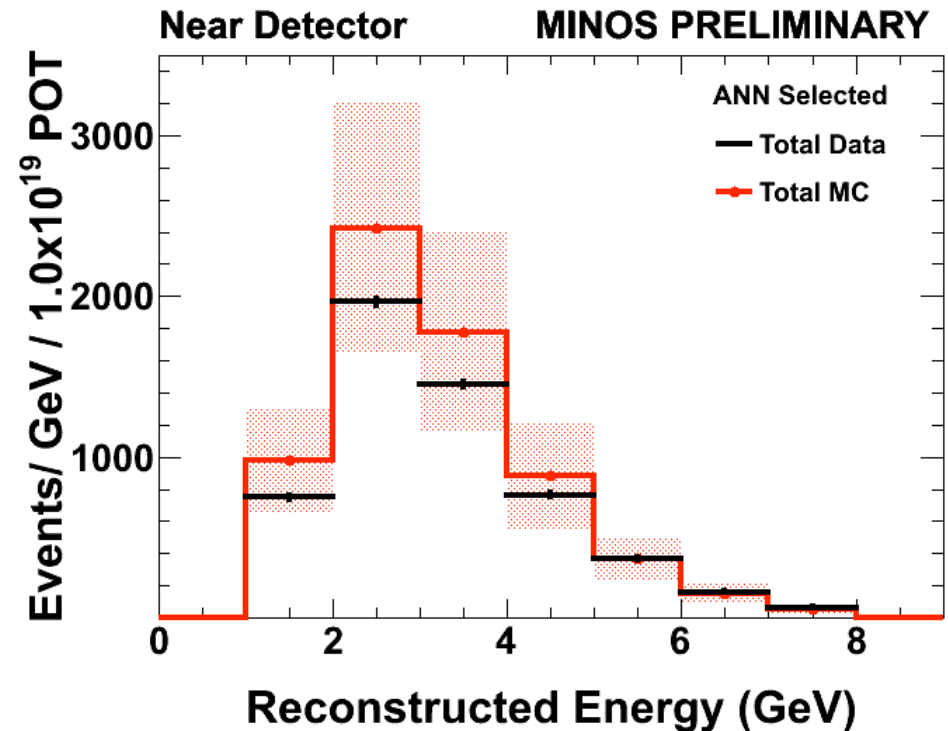
# Selecting $\nu_e$ Events

- 11 variables chosen describing length, width and shower shape
- ANN algorithm achieves:
  - signal efficiency 41%
  - NC rejection >92.3%
  - $\nu_\mu$  CC rejection >99.4%
  - signal/background 1:4 at Chooz limit
- Primary background from NC events, also
  - high-y  $\nu_\mu$  CC, beam  $\nu_e$ , oscillated  $\nu_\tau$  at Far detector



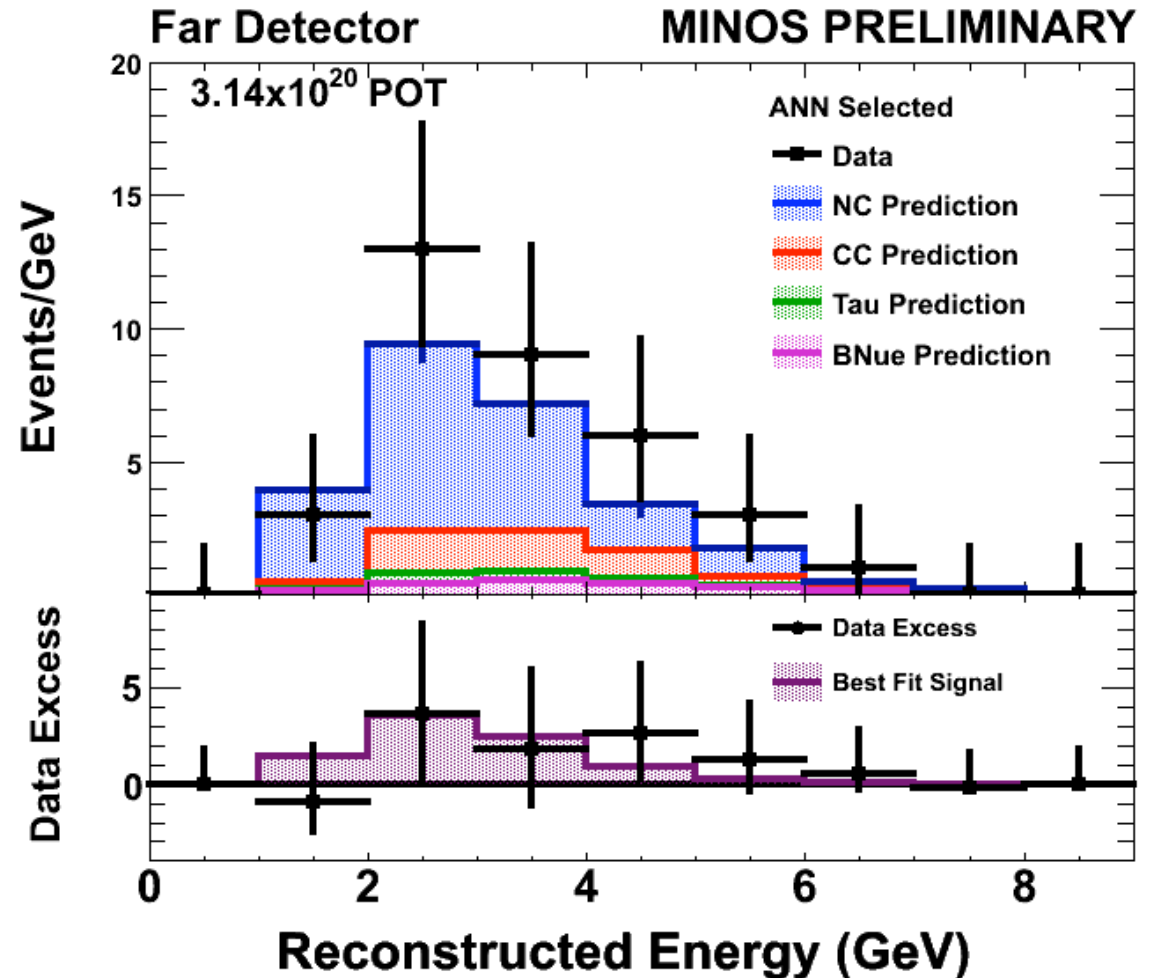
# Extrapolation

- $O(20\%)$  data/MC differences in Near detector
- Use a data driven technique to measure Near detector background and extrapolate to Far detector
- Total systematic error on Far detector prediction is 7.3%
- Far detector statistical error of 19% dominates



# Far Detector Energy Spectrum

- A blind analysis was performed
- Expected background:  
 $27 \pm 5(\text{stat}) \pm 2(\text{sys})$
- Observed events:  
 $35$
- A  $1.5\sigma$  excess over background prediction



Fit the data to the oscillation hypothesis, obtain the signal prediction for the best fit point

# Allowed Region

- Fit simply to the number of events from 1-8 GeV
- Best fit and 90% C.L. limits are shown:
  - for both mass hierarchies
  - at MINOS best fit value for  $\Delta m^2_{32}$  &  $\sin^2(2\theta_{23})$

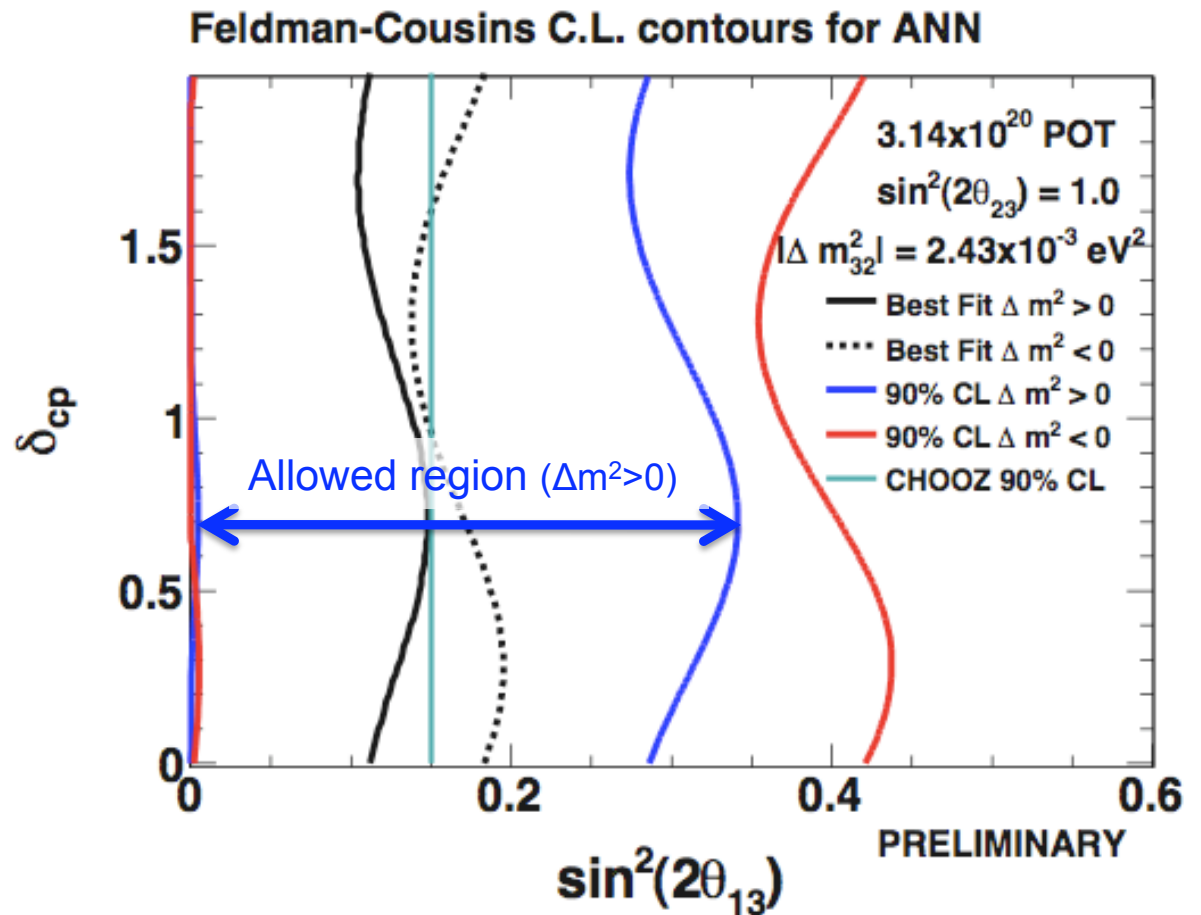
- **Results:**

Normal hierarchy ( $\delta_{CP}=0$ ):

$$\sin^2(2\theta_{13}) < 0.29 \text{ (90\% C.L.)}$$

Inverted hierarchy ( $\delta_{CP}=0$ ):

$$\sin^2(2\theta_{13}) < 0.42 \text{ (90\% C.L.)}$$





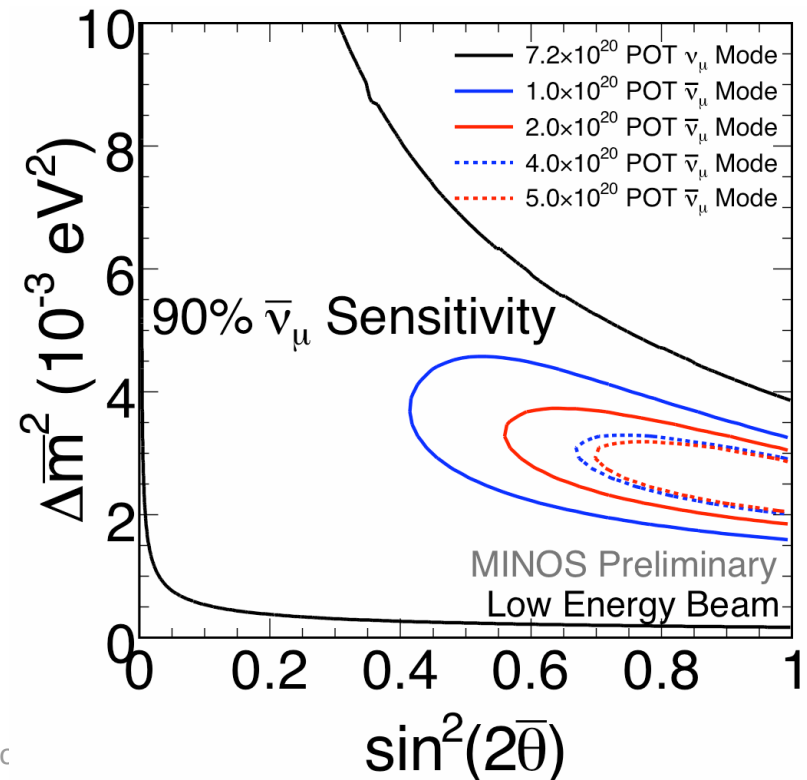
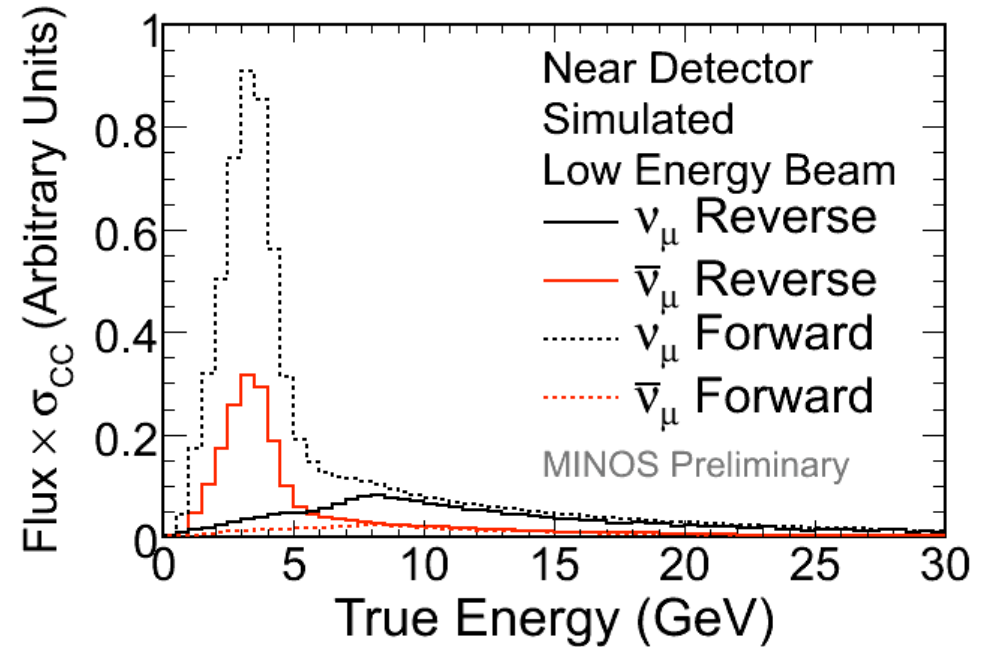
# Future plans

a.) Update all analyses with more than double the data set

b.) Dedicated  $\bar{\nu}_\mu$  run

# Dedicated $\bar{\nu}_\mu$ Running

- Plan to reverse current in NuMI magnetic horns to focus  $\pi^-$  from September
  - create a  $\bar{\nu}_\mu$  beam
- MINOS can directly observe  $\bar{\nu}_\mu$  disappearance at  $7\sigma$  with  $5 \times 10^{20}$  POT
  - rapidly reduce the uncertainty on  $\Delta\bar{m}_{32}^2$

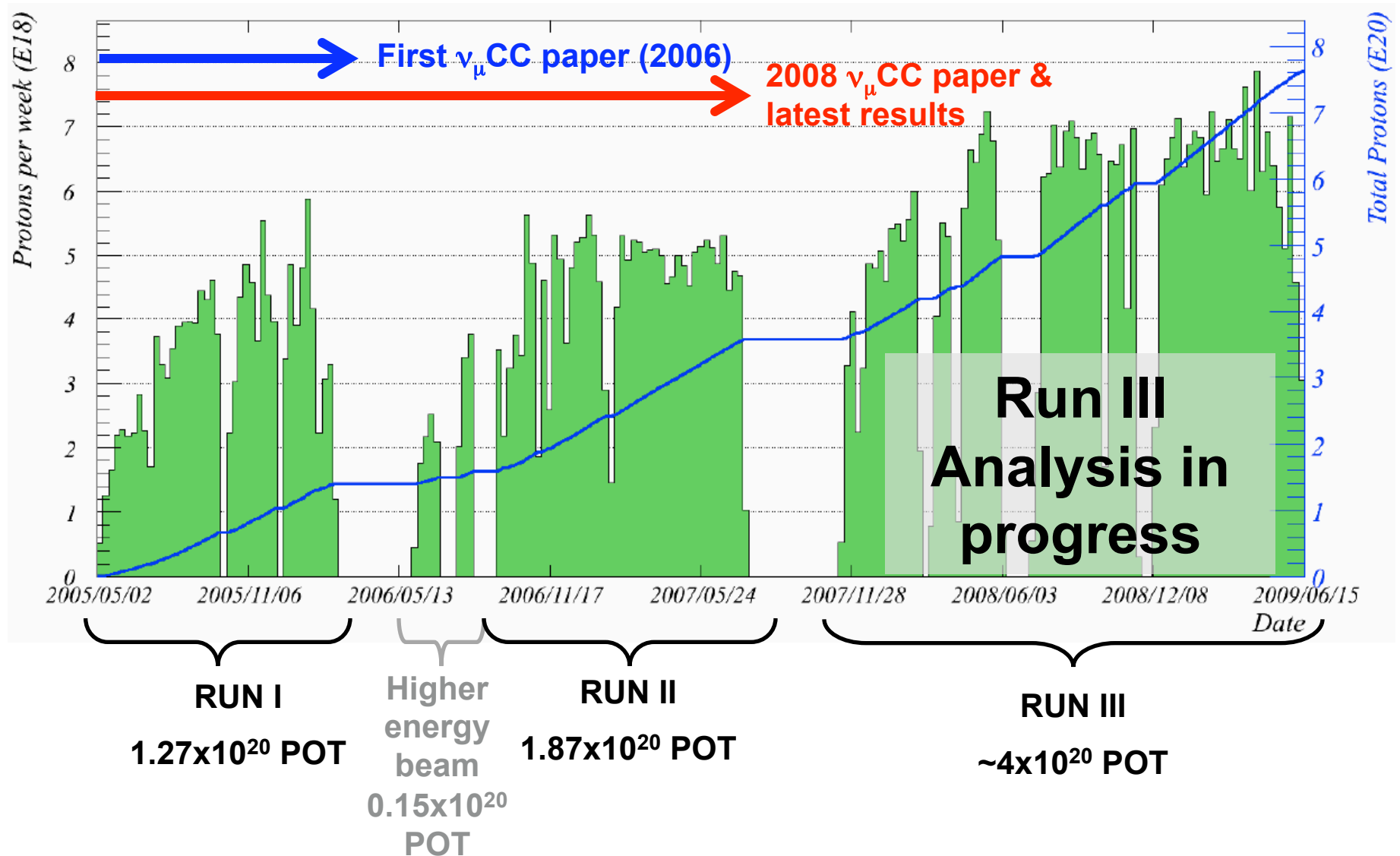


# Conclusions

- MINOS has analysed  $3.2 \times 10^{20}$  POT of beam data ( $>7 \times 10^{20}$  POT data now taken)
- Search for electron neutrino appearance
  - 1.5  $\sigma$  excess over background prediction
  - $\sin^2(2\theta_{13}) < 0.29$  (90% C.L.) (normal mass hierarchy,  $\delta_{CP}=0$ )
- First direct observation of  $\bar{\nu}_\mu$  in an accelerator long-baseline experiment
  - At maximal mixing **exclude**:  $(5.0 < \Delta\bar{m}^2 < 81) \times 10^{-3} \text{ eV}^2$  (90% C.L.)
- Muon neutrino disappearance
  - $|\Delta m_{32}^2| = (2.43 \pm 0.13) \times 10^{-3} \text{ eV}^2$  (68% C.L.)
  - $\sin^2(2\theta_{23}) > 0.90$  (90% C.L.)
- Plans for dedicated  $\bar{\nu}_\mu$  run

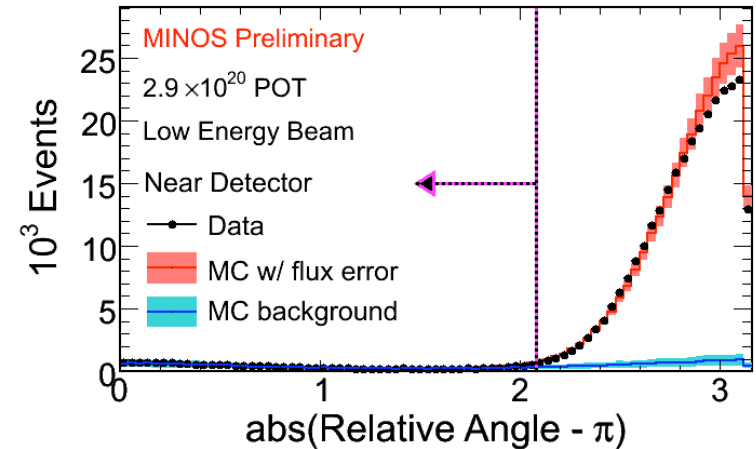
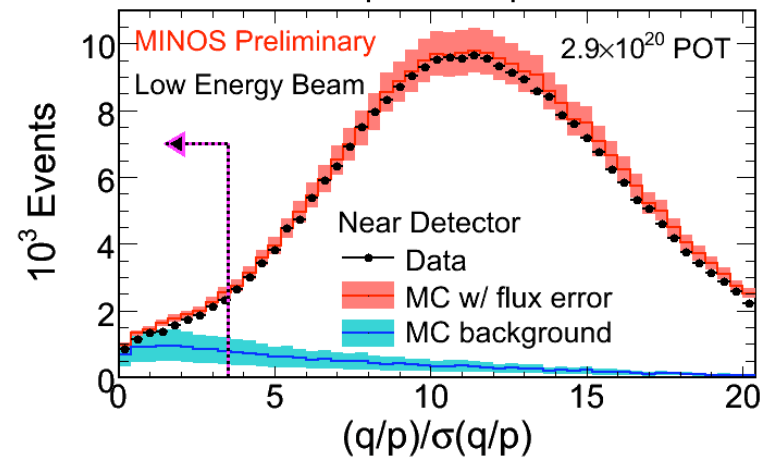
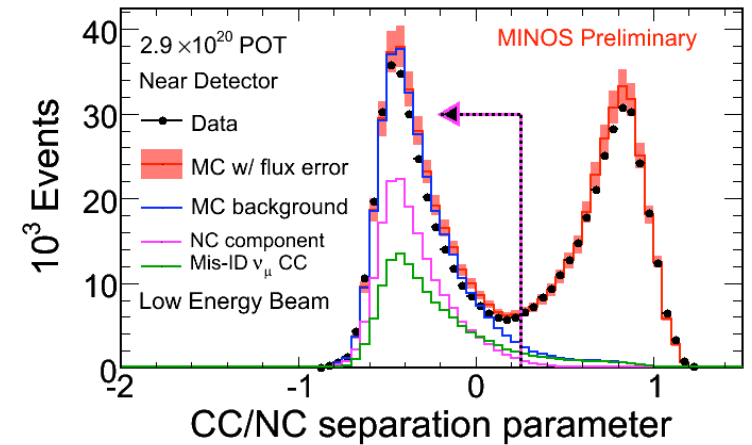
# Backup slides

# Accumulated Beam Data



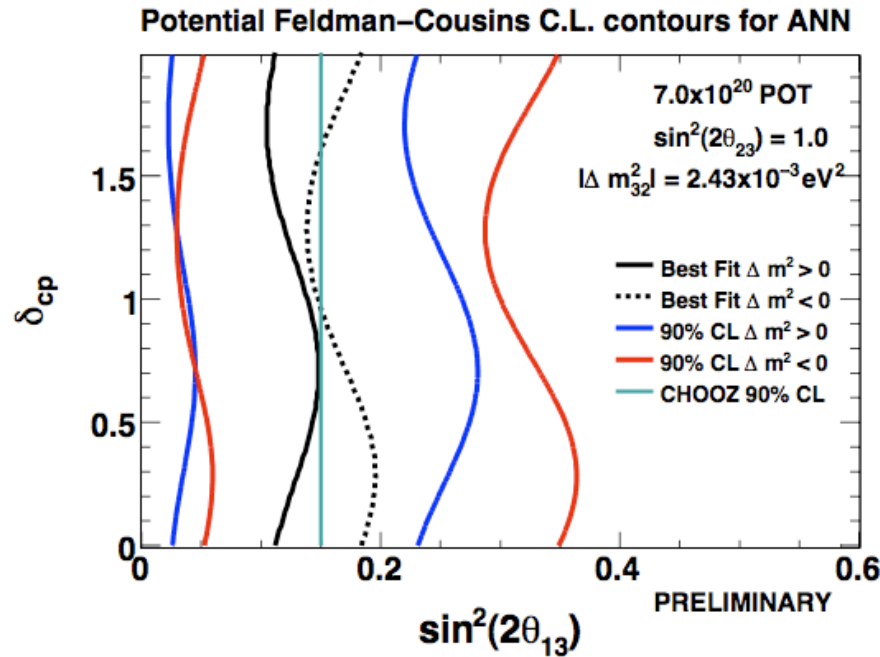
# Additional Selection Variables

- 1) Likelihood based CC/NC separation parameter developed for previous analyses
  - Removes **both** NC and mis-identified  $\nu_\mu$  CC events
- 2) Track fit charge sign significance
- 3) Relative angle
  - measure of whether the track curves towards or away from the magnetic coil hole, relative to its initial direction

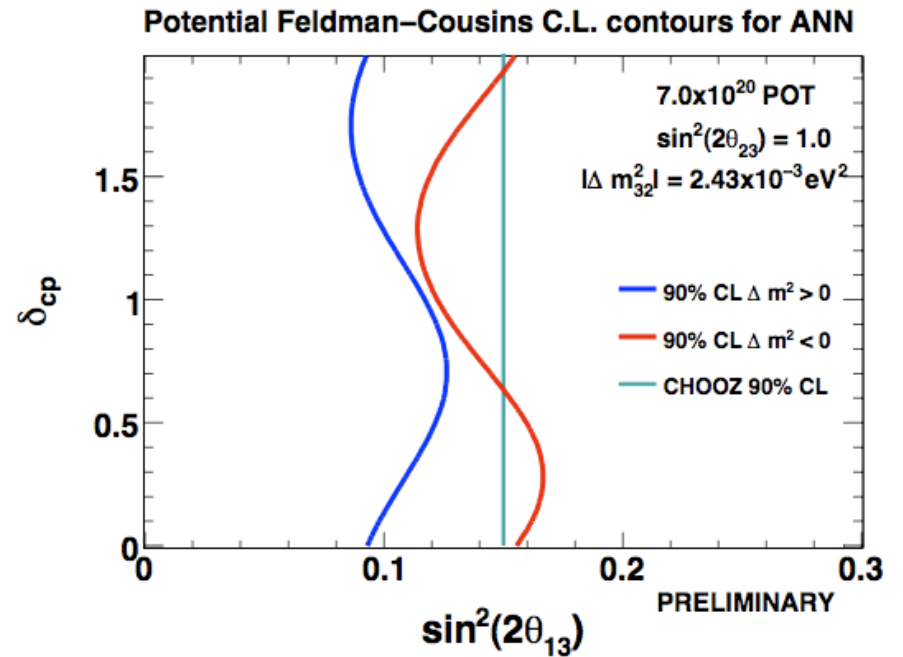


# Future 90% CL contours

## $7.0 \times 10^{20}$ POT



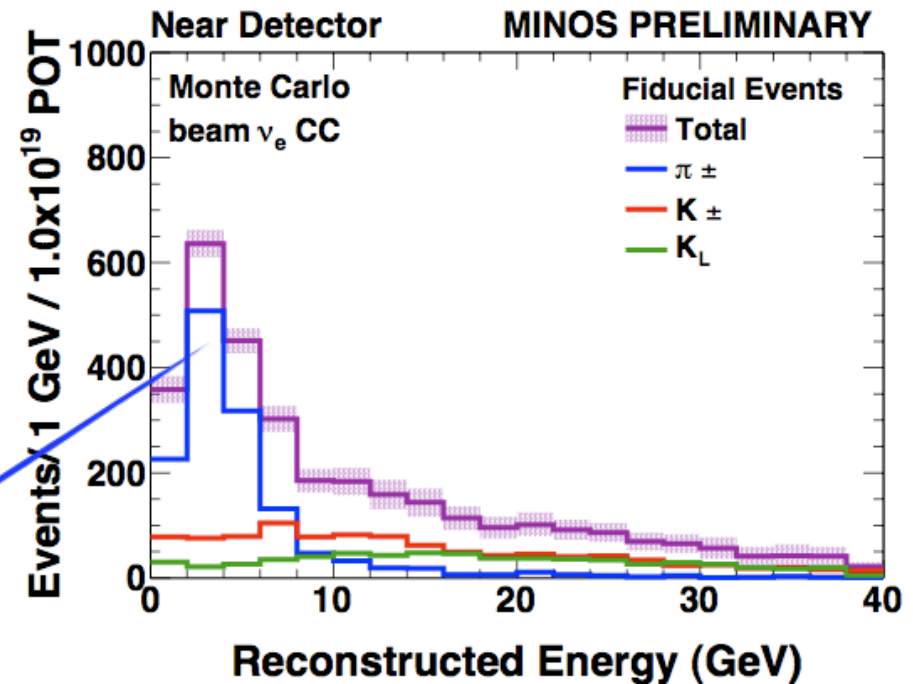
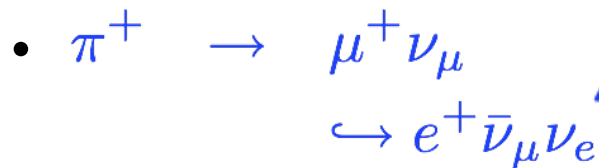
Future measurement if data excess persists.



Future limit if excess cancels with more data.

# Beam $\nu_e$ component

- Neutrino beam has 1.3% of  $\nu_e$  contamination from pion and kaon decays.
- Region of interest for the  $\nu_e$  oscillation analysis, 1-8GeV, dominated by events from secondary muon decays:



- Near and Far beam  $\nu_e$  spectra are constrained by using  $\nu_\mu$  events from several beam configurations.
- Uncertainties on the flux in the region of interest are  $\sim 10\%$ .



# CC Analysis

# Alternative Models

Two alternative disappearance models are disfavoured

**Decay:**

$$P_{\mu\mu} = \left( \sin^2(\theta) + \cos^2(\theta) \exp(-\alpha L/2E) \right)^2$$

V. Barger *et al.*, PRL82:2640(1999)

$$\chi^2/\text{ndof} = 104/97$$

$$\Delta\chi^2 = 14$$

**disfavored at 3.7 $\sigma$**

**Decoherence:**

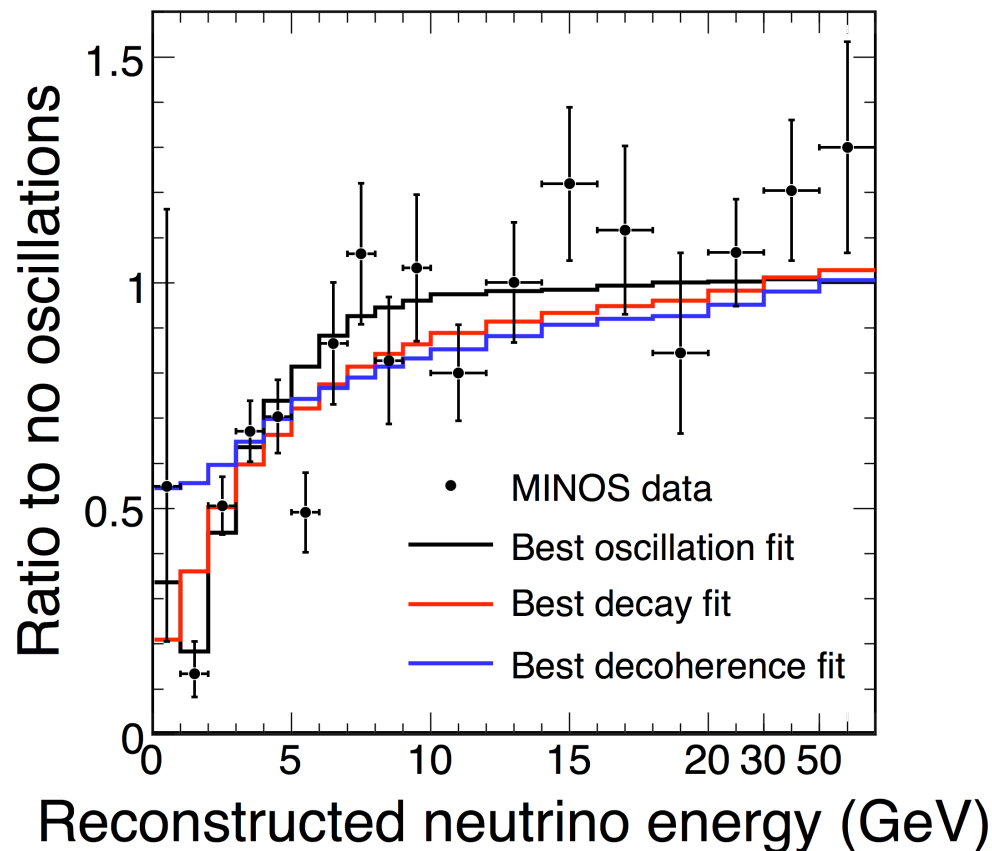
$$P_{\mu\mu} = 1 - \frac{\sin^2 2\theta}{2} \left( 1 - \exp\left(\frac{-\mu^2 L}{2E_\nu}\right) \right)$$

G.L. Fogli *et al.*, PRD67:093006 (2003)

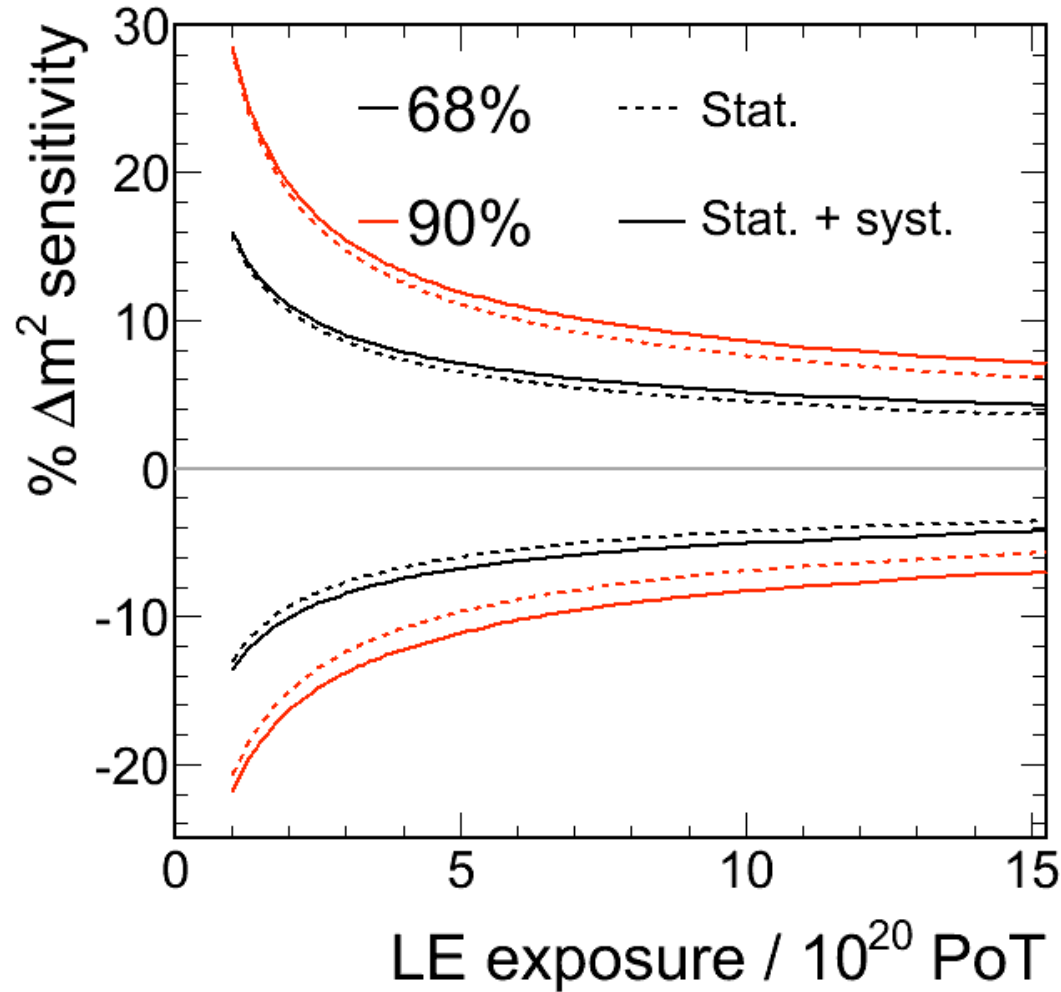
$$\chi^2/\text{ndof} = 123/97$$

$$\Delta\chi^2 = 33$$

**disfavored at 5.7 $\sigma$**



# Neutrino $\Delta m^2$ sensitivity evolution



# Neutral Current Analysis

- Looking for sterile neutrino mixing -

# Neutral Current Analysis

- **General NC analysis overview:**
  - All active neutrino flavours participate in NC interaction
  - Mixing to a sterile- $\nu$  will cause a deficit of NC events in Far Det.
  - Assume one sterile neutrino and that mixing between  $\nu_{\mu'}$ ,  $\nu_s$  and  $\nu_{\tau}$  occurs at a single  $\Delta m^2$

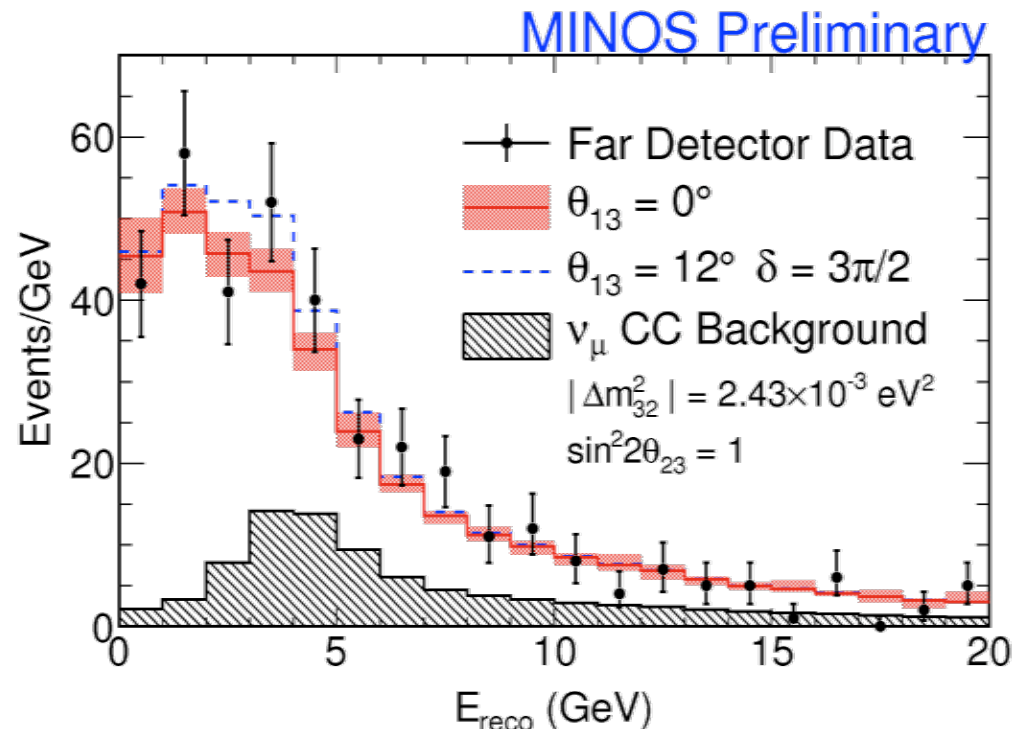
- Survival and sterile oscillation probabilities become:

$$P(\nu_{\mu} \rightarrow \nu_{\mu}) = 1 - \alpha_{\mu} \sin^2(1.27 \Delta m^2 L / E)$$

$$P(\nu_{\mu} \rightarrow \nu_s) = \alpha_s \sin^2(1.27 \Delta m^2 L / E)$$

( $\alpha_{\mu,s}$  = mixing fractions)

[Previous result: PRL **101** 221804 (2008)]



Simultaneous fit to CC and NC energy spectra yields the fraction of  $\nu_{\mu}$  that oscillate to  $\nu_s$ :

$$f_s = \frac{P(\nu_{\mu} \rightarrow \nu_s)}{1 - P(\nu_{\mu} \rightarrow \nu_{\mu})}$$

$f_s < 0.55 \text{ (90\% C.L.)}$